

CRETIVE WRITING

by Elfrida Silalahi

Submission date: 12-May-2023 11:51AM (UTC+0700)

Submission ID: 2091051111

File name: CREATIVE_WRITING_Elfrida.pdf (1.03M)

Word count: 8425

Character count: 45530



Creative

Writing Descriptive Mapping

Elfrida BR. Silalahi
Marliana Eka Fauzia



Creative

Writing Descriptive Mapping

Penulis: **Elfrida BR. Silalahi**
Marliana Eka Fauzia

ISBN: 978-623-96790-1-9
Tebal: ix + 63 | 21 x 14 cm

Editor: **Muhsyanur**
Penata Letak: **Dedek Wibowo**
Penata Sampul: **Karmila**

Penerbit
CV. MITRA MANDIRI PERSADA
Jalan Ketintang Wiyata I No. 5
Gayungan 60231, Surabaya-Jawa Timur
Telp. 031-88061785, HP/WA 087722209444
Email: mmp_surabayaindonesia@yahoo.com

ANGGOTA IKAPI

Hak cipta dilindungi undang-undang

Dilarang memperbanyak isi buku ini dalam bentuk dan dengan cara apapun tanpa izin tertulis dari penerbit.

ACKNOWLEDGMENT

Thank you for praise to God who has blessed me and given a wish to complete this book as a spirited to create something. Even the writers have many activities in her life. In process to complete this book with titled “Creative Writing Descriptive mapping”. This book related to English Material that is Writing Skill. The writes tries to write this book to students that needs an ability as prewrites especially in descriptive text writing. As lecturer and teacher in teaching English Material especially in writing skill, may this book could be information. The writer tries to explain one technique to reader that is Mapping and how to be creative writer especially

in Descriptive Text using this technique. As a book in Monograph categories writer realizes that this book is not accomplished without many suggest from adviser Dr. Muhsyanur, M. Pd. and other committee and friends to complete this book and thank you for supporting family and many people. This Monograph book is far from the perfect,for that the writers expect criticism and suggestions from the reader to complete and better this book. For all blessed the writer said thank you.

Malang 13 Maret 2021

Writer,
Elfrida BR. Silalahi

TABLE OF CONTENT

ACKNOWLEDGMENT	v
TABLE OF CONTENT	vii

CHAPTER 1

INTRODUCTION

1.1	The Background of the Book.....	1
1.2	The Problem	6
1.3	The Objective and Significances of Book.....	6

23

CHAPTER II

REVIEW OF LITERATUR

2.1	Theoretical Discussing.....	7
2.2	Writing	8
2.3	Writing Process.....	8

2.2.2	The Assessment of Writing.....	10
2.3	Paragraph	11
2.3.1	Principle of the Paragraph Structure	13
2.4	Genres of Text.....	14
2.5	Description Writing.....	18
2.5.1	Generic Structure	19
2.5.2	Significant Lexicogrammatical Features	19
2.6	Technique	20
2.7	Mind Mapping Technique.....	22
2.9.1	Steps of Mind Mapping Technique	25
2.9.2	The Characteristic of Mind Mapping	25
2.9.3	The Advantages of Mind Mapping	26
2.8	The Effect of Mind Mapping Technique on Descriptive Writing Skill.....	26
2.9	Conceptual Framework	29

47

CHAPTER III

RESEARCH METHODOLOGY 31

3.1	Writing Design	31
3.2	Population and Sample Discussing.....	33
3.3	Instrument Data	33
3.4	The Procedure.....	33
3.5	Scoring and Analysis Data Procedure	35

44

CHAPTER IV

DATA ANALYSIS

4.1	The Data	37
4.2	Quantitative	37
4.3	Qualitative	45

4.3.1	Observation Sheet.....	45
4.3.2	Questionnaire Sheet.....	46
4.4	Study Phase	47
4.5	Findings and Discussion	54

CHAPTER V

CONCLUSION AND SUGGESTION

5.1	Conclusion.....	58
5.2	Suggestion.....	59

REFERECES.....	60
-----------------------	-----------

WRITER BIOGRAPHY	62
-------------------------------	-----------

CHAPTER 1

INTRODUCTION

1.1 The Background

Writing in English is one of four skills learned. In learning English, the students/ people have to be able to achieve the language skills, namely listening, reading, speaking, and writing. It means that the students are demanded to be able use English to fulfill their daily needs such as reading the newspaper, communicating both spoken and written for solving their life problems. In other word, the purpose of learning English to reach communication targets. It refers to discourse competence including comprehension and production

competence both of written and spoken text realized into four language skills and it will be used respond and produce the discourse in their society.

To mastering the writing skill is not easy. They gives some that writing is complicated to study. It makes the assumption that writing may be considered as the most difficult of the language skill. As Oshima and Hogue (1991: 5) state that writing has always had problems which put students into trouble as shown by errors made in both of organizing of the composition and the language so that the students' writing topic cannot be started correctly. The problems which are faced by people/students in writing do not learn that writing is a way to express their feeling or ideas. The difficult to think of what they are saying. They have to also look at their use of grammatical structures. In conclusion, organizing ideas or information is not easy.

Creative Writing Descriptive Mapping

In this study, the writer deals that writing as her topic book because most of the students/people are unable to complete descriptive paragraph successfully. Some problems such as they do not have many ideas to write, their grammar is not good, they do not have enough vocabulary, and their diction in writing is not satisfied. The teacher/people usually gave a little and told the students to write an easy about the title without guiding them to think creatively and to associate ideas more easily. Because of that, many students are not able to write well. They consider that writing is difficult.

The appropriate approach, method, technique or strategy can solve the difficulties of students in writing. One of way to resolve problems in writing process, the writers tries to gives solution to increasing motivation and ability in writing descriptive paragraph with mapping. The creatively and to associate ideas more easily. Technique is the system to

procedure by which a complex or scientific task is accomplished.

There are some techniques of writing descriptive paragraph with using incubation, brainstorming, shaping ideas, and grouping ideas. Here writer choose for mapping technique to resolve the problems in writing especially descriptive paragraph. Troyoka (1996:29) Mapping is also called clustering or webbing. Many writers find that mapping free them to think more creatively by associating ideas more easily. Maid mapping not only an effective strategy to use for helping teachers to teach because it is not difficult to apply but also this technique creates the class more enjoyable.

The writer found some researchers that give explanation about the use of mind mapping technique in process learning to students and many things, and to support book. Arina, (2012: 1) states in her research that this paper aims at presenting some alternative methods of teaching Business English stressing the

Creative Writing Descriptive Mapping

fact that freedom, creativity, confidence walk hand in hand and are valuable tools in teaching with use mind mapping technique that can improve creative thinking and building. Devis, (2010: 1). states in his research ³⁰ that in recent years, academics and educators have begun to use software mapping tools for a number of education-related purposes. Cheng, (2010: 1) states in his research that Mind mapping is a presentation form of radiant thinking, utilizing lines, colors, characters, numbers, symbols, image, pictures or keywords, etc. Through mind maps, one's attention, coordination ability, logic, reasoning, thinking, analyzing, creativity, imagination, memory, ability of planning and integration, speed reading, character, number, visual hearing, kinesthetic sense, sensation, etc. Thus, this study reviews related researches to figure out whether mind mapping can be applied by young children to develop their creative thinking.

The the research will be conducted to see how to application of ⁵⁹ mind mapping technique can improve the students' ability in writing, particularly writing Descriptive Paragraph.

1.2 The Problem

Based on the background and problems writer make this book solution to the people needs to solve their problems in writing.

1.3 The Objective and The Significances Book

The objectives are to describe mapping and writing find out the improvement in writing process.

This book studies ⁶ are expected to be useful: for professional English teacher/lecturer, this book an alternative technique to help quality of teaching process especially in writing skill and comprehension on English writing with spesific and acurance writing process.

45

CHAPTER II

REVIEW OF LITERATURE

2.1 Theoretical Discussing

10

The concepts which are use must be clarified in order to have the same perspective of implementation in the field. In order word, the following is considered important to discuss for clarifying the concept used or being discussed so that the reader will get the point clearly.

2.2 Writing

16

Writing is a creative process-an intellectual exercise that results in a symbolic product, be it a book, story, play report, essay, memo, letter, or paragraph Mccuen/Winkler (1987: 10).

From the definition we know that writing is one of creative action to writer itself. Then Wren and Martin (1973: 315), writing is specially geared towards students who need to improve their spoken English. Unity, order and clarify: these are main characteristic of good writing in general. Students can learn to write by writing. And the purpose of the writing is to express yourself and to create a literary work contribute importantly to human thought and culture.

2.2.1 Writing Process

As Mccuen/Winkler (1987: 11-12) the writing process is also a recursive one.

Creative Writing Descriptive Mapping

Revising → Editing → Proofreading

1. Revising means making gross changes mainly to the content but also to the form of a work. This means you change not only what you say, but also how you say it.
2. Editing means making alterations mainly in form rather than content. Changes are made to smooth out a sentence, sharpen an expression, tone down a passage, all with the general aim of improving readability and style.
3. Proofreading here is the final your read your work for literal correctness. You pore over the page looking for the misspelled word, grammatical slip, the misplaced comma, the cat's paw print, and when you come across these venial flaws, you make the correction either by erasure or retyping.

Sinar silvana, (2012: session 3) there are several stages in writing process:

1. Stage 1: prewriting

Step 1: choosing and narrowing a topic

Step 2: generating content

Step3: determine purpose and audience

48
2. Stage 2: planning

Step 1: organizing ideas

Step2: outlining

3. Stage 3: writing and revising

Step 1: writing the first draft

Step 2: revising content and organization

Step 3: writing the final draft.

2.2.2 The Assessment of Writing

Heaton (1988: 138) says that the skills of writing include five general components or main areas such as the following:

- 1) Content, the score of content depends of the students' ability⁷ to write ideas, information in the form of logical sentences.

Creative Writing Descriptive Mapping

- 2) Organization the organization refers to the students' ability to write the ideas, information in good logical order. The topic and supporting sentences are clearly stated.
- 3) Vocabulary, the ability to write word effectively and appropriate sentences.
- 4) Language use, the ability to write correct and appropriate sentences.
- 5) Mechanism, the ability to use correctly those conventions peculiar to written language e.g. punctuation.

2.3 Paragraph

The sentences grouped together consist of one topic that develops . Wren and Martin (1973: 315). The part we can call a paragraph with single point in paragraph itself. There paragraph call to is a piece of written text. It contains several sentences. Those sentences can be classified into three parts. They are the beginning, the body and the ending, Siahaan (2010: 4)

The three parts of the paragraph are:

1. Topic sentence (The beginning)

The first body and as a point in paragraph.

2. Supporting paragraph (The body)

Each of them elaborates the topic sentence.

3. The Conclude of sentence (Ending)

It is a complete sentence. It concludes the development. It closes the paragraph. As the ending it is always at the end of the paragraph.

According to Wren and Martin (2013: 387) Paragraph is a number of sentences grouped together and relating to one topic; or, a group of related sentences that develop a single point.

Oshima and Hogue (1988: 4) paragraph is a group of related statements that a writer develops about subject.

2.3.1 Principles of the Paragraph Structure

Wren and Martin (2012: 387-388) they divine the three principles of the Paragraph they are:

1. Unity

The first and the most importance principle to be observed constructing a paragraph is that of ²⁶unity. Just as each sentence deals with one thought, each paragraph must deal with one topic or idea- and with no more than one. The paragraph and every part of it must be the expression of one theme or topic.

2. Order

The second principle of paragraph construction is order – that is, logical sequence of thought or development of the subject. Events must be related in the order of their occurrence, and all ideas should according their importance or order.

3. Variety

A third principle of paragraph construction is variety. By which each is meant that, to avoid monotony, the paragraph of the composition should be of different lengths, and not always the same sentence construction.

2.4 Genres of Text

The genre-based approach to writing is based a functional model of language. The topic of genre based writing has become more than a technical academic writing to drill students in some areas of producing a good composition. Instruction genre is a type of procedure genre on which commonly used daily.

1. Spoof

In the English culture, people often use a series of events in a certain process to tell a spoof. They do it by twisting some of the events in the process. The purpose of twisting the event is to create a humour. Accordingly, people twist a series of event in a process to create a text.

Creative Writing Descriptive Mapping

2. Recount

Recount is also a narrative text. Basically, it is written out to make a report about an experience of a series of related event. Theoretically, the technique to write a recount is similar to the way a narration is written.

3. Narrative

A written as a form of story that amuse of people.

4. Procedure

Procedure² is any written English text in which the writer describes how something is accomplished through a sequence of action or step.

5. Hortatory Exposition

Hortatory exposition³⁹ is a written English text in which the writer persuades people that something should or should not be the case.

6. Anecdote

Anecdote⁶¹ is any written English text in which the writer shares with the others⁵⁴ an account of an unusual or amusing incident.

7. Report

A report¹³ is a text which can be written out with a descriptive technique. It describes an object to the readers. The length of the text depends on the specific detail of the object being described. A report is a text containing two components. The first is the general classification of the object being described. The technique which is commonly used is a definition. This way commonly introduces the class of the object. It can also be about the species or the origin or the type, or the function the age, or the size, or the color, etc of the object. The common techniques used to describe the object accords with the orientation given in the general classification. The description is to tell a phenomenon under the discussion.

8. Analytical Exposition

Analytical exposition's function is to persuade the reader or listener that something is the case.

9. Explanation

Explanation text's function is to explain the process involved in the formation or workings of natural or socio-cultural phenomena.

10. Discussion

Discussion's function is to present the issue.

11. News

News' function is to inform the readers about an event of the day considered newsworthy or important.

12. Description

It can be about any topic. It tells people how to do something through a sequence of action and stages.

2.5 Description Writing

Oshima and Hogue (1988: 40) Description is a study how to organize a composition using the ⁵⁰ spatial order. Spatial order is arrangement of items in order by space. The purpose of proposing the genre-based model writing is to give a solution in the social process of describing explaining, arguing, narrating meanings. Thus, we should have the same perception that genre is seen as a set of generic processes in the first instance (describing, explaining, instructing, narrating, and arguing), which subsequently result in the production of meaning text Sinar Silvana (2012: 1-2)

Description genre is a genre that describes a person, an animal a place or a thing that has distinctive features. The writing activity needs to focus on the classification of the object under study that may be part of a report genre, which represents factual writing. Factual writing is typically static and it describes the world around us and it pays attention to how something

Creative Writing Descriptive Mapping

occurs and how a person, an animal, a place or a thing looks like in terms of physical features, or function.

2.5.1 Generic Structure

Siahaan (2011: 44) description is a text containing two components:

1. Identification: Phenomena
2. Description: object

28

2.5.2 Significant Lexicogrammatical Features

- a. Specific think
- b. Attributive and identifying processes,
- c. Frequent use of epithets and classifiers in nominal groups,
- d. Present tense.

Sinar Silvana (2012: 8) Example of Schematic Structure of Description genre:

The Moon

The moon is a lump of rock that goes around the earth .It is a grey and brown. It is bumps and has crates .It has dust and

mountains. The moon does not shine, the sun does. It is 38.000 kilometers from earth.

The analysis of the descriptive text

Identification: The Moon

Description: goes around the earth, it is grey and brown, it has dust and mountains, the moon does not shine the sun does, it is 38.000 kilometers.

Participant: focus on specific participant moon

Tense: Use simple present tense; e.g. the moon is a lump rock that goes around the earth, the moon does not shine, the sun does. It is bumps and has creates.

2.6 ³⁶ **Technique**

Technique is a method of doing something that needs skill, Hornby (1999: 1124).

Creative Writing Descriptive Mapping

There some technique can be used in teaching descriptive writing, (Troyka 1996: 29-31)

1. Using Incubation

When you allow your ideas to incubation, you give students time to grow and develop the text.

2. Shaping Ideas

Shaping activities are related to the idea that writing is often called composing, the putting together of ideas to create a composition, one of the synonyms for essay.

3. Grouping Ideas

When you group ideas, you make connection and find patterns. To do this, put each batch of related ideas into its own group.

29

4. Brainstorming

A conference technique of solving specific problems, amassing information, stimulating creative thinking, developing

new ideas, by unrestrained and spontaneous participation in discussion.

5. Word Webbing

A technique that has lines and webbing the word to makes a text with one idea.

6. Mind Mapping

To map, start with your topic, circled in the middle of a sheet of unlined paper.

2.7 Mind Mapping Technique

A mind mapping is a diagram used to represent words, ideas, task, or order items linked to and arranged radically around a central key word or idea. Buzan in Sujana (2012: 5)

Mind mapping (or idea mapping) has been defined as visual, non-linear representations of ideas and their relationships

Formal mind mapping techniques arguably began with these techniques involved using line thicknesses, colors pictures and

Creative Writing Descriptive Mapping

diagrams to aid knowledge recollection. States that mind map is easy and natural, Brictime and Nilson in Devis (2010: 3-4).

There four “recipe of *mind map*” namely; blank paper, pen or color pencil brain, and imagination.

Further he also gives some guidelines for creating mind map as follows: Buzan and Buzan 2000 in Devis(2010:3-4)

- 53 1. Start in the center with an image of topic, using 1 3 colors.
2. Use images, symbol, codes, and dimension throughout your mind map.
3. Select key words and print using upper or lower case letters.
4. Each word/ image is best alone and sitting on its own line.
5. The lines should be connected, starting from central image. The central lines are thicker, organic, and thinner as they radiate out from center.
6. Make the lines the same length as the word/ image they support.

7. Use multiple colors throughout the mind map, for visual stimulation and also to encode or group.
8. Develop your own personal style of mind map.
9. Using emphasis and show association in your main map.
10. Keep the mind map clear by using radical hierarchy numerical order or outlines to embrace

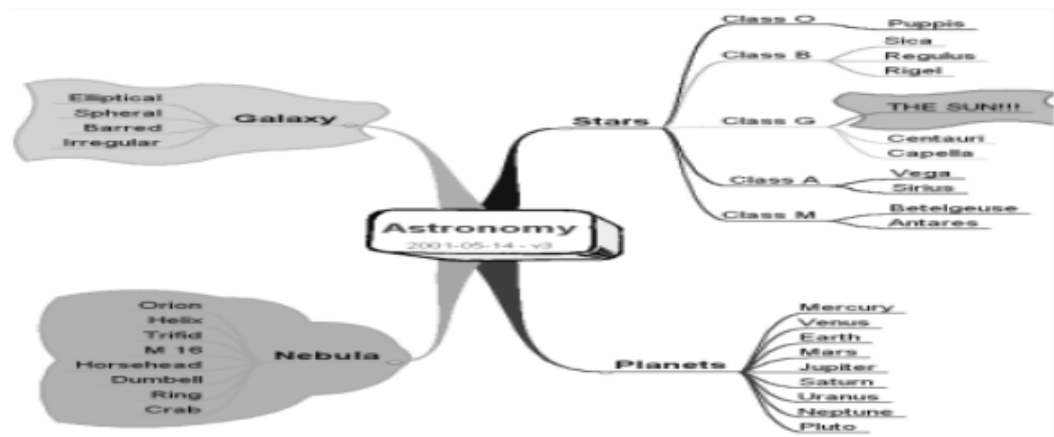


Figure2.1

Mind Map of Mind map Astronomy

(Quoted Buzan, 1964)

19 However, unlike mind mapping, concept mapping is more structured, and less pictorial in nature. 27 The mind map learning

Creative Writing Descriptive Mapping

technique can be used in numerous ways by chiropractic school faculty in an attempt to provide diverse educational experiences.

2.7.1 Steps of Mind Mapping Technique

Using a *Mind Mapping technique*, Buzan in Sujana (2012:5)

1. In write the title of the passage/article
2. Write the key words of subdivisions/subheadings which show parallel ideas.
3. Write the key words
4. Draw lines to see the relationship among the ideas.

2.7.2 The Characteristic of a Mind Map

Wals, (2014: 8) there are some characteristics of *mind map* that are: first, the main idea subject or focus is crystallized in central image, second the main idea themes radiate from the central images as branches, third the branches comprise a key image or key word drawn or printed on its associated line, fourth, the topics of lesson importance are represented as twigs

of the relevant branch, and the five, the branch form a connected nodal structure

64

2.7.3 The Advantages of Mind Mapping

Mind mapping is very useful to improve student's ability in studying because it has so many advantages, Olivia (2008: 8)

First, can helping students concentrate in memorizing information, second improves student's visual intelligence and observation ability, third improves student's ability, fourth summarizes the lesson briefly, five limits the time in making appropriate six, makes students enjoy in learning process, seven make enjoy in learning process and eight, guides the right and left brain work synergistically.

39

2.8 The Effect of Mind Mapping Technique on Descriptive Writing Skill

Almost students feel difficult in learning descriptive writing skill. They get confuse with the parts of descriptive

Creative Writing Descriptive Mapping

writing itself, such as genre, generic structure, grammatical features. This is explanations the students know writing is very useful for them to expressing their idea, opinions, or thoughts. Thus, it is very importance to choose learning technique which can make them more enjoyable and more comfortable in teaching writing.

Mind mapping is a way teaching descriptive writing skill. Students will feel enjoy in making their descriptive writing because mind mapping technique uses multiple colors, image, branches, and lines to lead students in mastering the descriptive writing skill. Mind mapping technique make easy to improve writing skill to students. In learning process, teacher will gives some topics to students. The students should choose one topic to for their descriptive writing, for example plants. After that, teacher asks students to write the topic by using capital letter in the middle of paper and also draw picture/ image that represent the topic. Then, they draw branches from the topic. Each line

consists of one word and one picture that related to “plants” such as colors, care, pest, or identification. From the explanation above mind mapping technique give effect to descriptive writing skill.

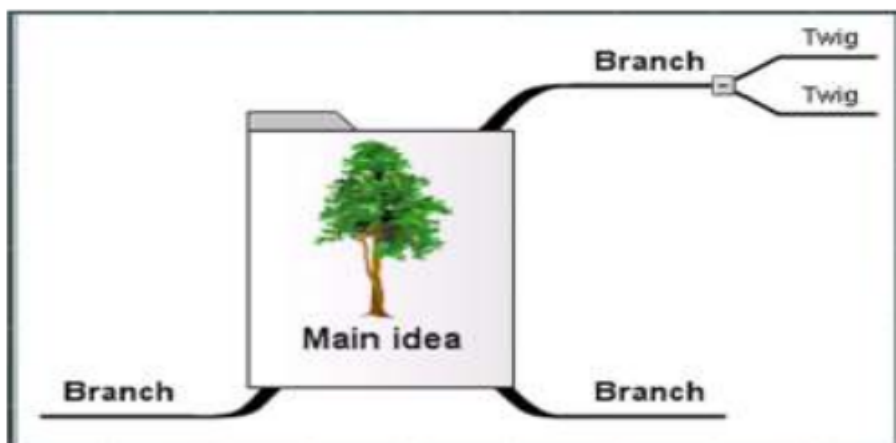



Figure 2.2

Mind Mapping

2.9 Conceptual Framework

This variable illustrate as below:



67

Figure 2.3

Conceptual Framework

From the figure 2.3 above we can know there are some of techniques, they are; grouping ideas, word webbing, shaping ideas, mind mapping, brainstorming and using incubation that

can in writing skill. Thus, there figure concerned to mind mapping technique that using in descriptive writing skill.

This technique helps students enjoy the writing itself. By using this technique in teaching writing, the students are expected to be able to find out the related features, ideas, concept, and questions as many as possible to the topic given. It is applied by asking the students to make their own mind maps first. Then, they have to organize the words in their mind maps a paragraph. It is not important to boulder the ideas of the words of the students.

Mind mapping technique gives all students the opportunity to express their ideas. From the explanation above, it can be predicted that ⁸ the use of mind mapping technique in writing descriptive paragraph can be more enjoyable, so students' ability in descriptive writing skill will be improved.

Creative Writing Descriptive Mapping

CHAPTER III

WRITING METHOD

3.1 Writing Design

Design of this written was classroom action research (CAR), was aimed at improving the quality of English teachers' performance in instruction as well as students' ability in learning English in classroom. Doing classroom action research, the educator can improve the learning practices to be more effective, Arikonto (201: 102). It gives the educators new

opportunities to reflect on and assess their teaching; to explore and test new ideas, method, and material; or to assess how effective the new approaches were. Action research was taken place in the teachers' own classroom and involved a cycles of activities centering on planning, action, observation, and reflection.

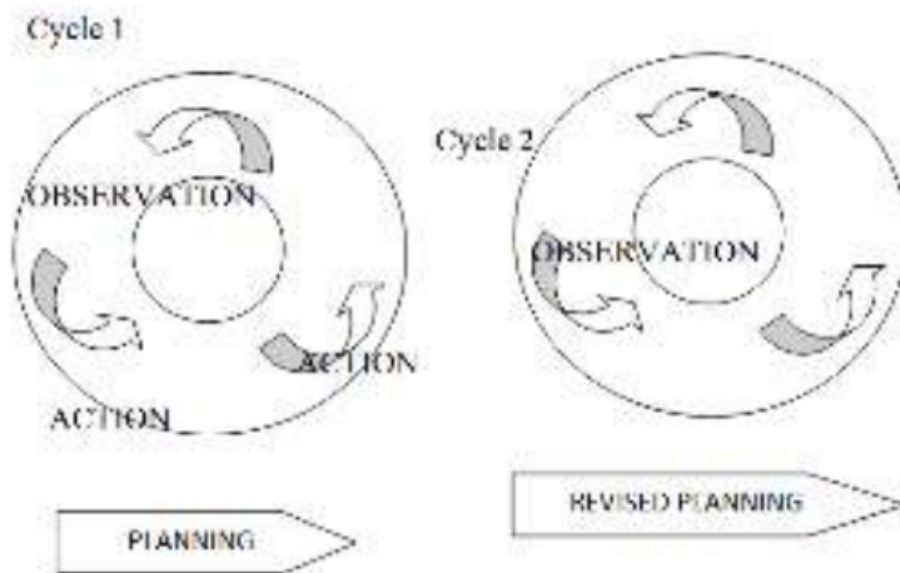


Figure 3.1
Model Cycle

3.2 Population and Sampling Discussing

Populations were students on 2ed Semester of Universitas Merdeka Malang in Adinistrasi Publik Course. The students at 2ed Semester there were 4 classes. The total numbers of students were 168 students. Propose sample technique was taken C class 2ed Semester of this book the students were 42 students were chosen as sample. The writers interested to conduct this curse.

45

3.3 Instrument of Data

The data collected by using test. Where process of collect by collecting writing test (quantitative) in mind maaping technique and qualitative questioner and diary notes were used on process of teacing learning in class

3.4 The Procedure

The procedure of data collection of this study was conducted by administrating two cycles; where in each cycle applied four steps: 1) planning, (2) action, (3) observation, (4) reflecting. Then each cycle out in four meetings. So, there were eight meeting all together. In conducting this book, the steps were as followed:

- 1) Planning The activity of this phase included: prepared lesson plans, materials, media, (things or tools/ some poeties needed in teaching learning process), observation sheet, questioner sheet and writing test.
- 2) Action In this phase, mind mapping as a technique of teaching descriptive paragraph was used. But, before it was used, test I (orientation test) was conducted fist to find the basic students' skill in writing descriptive paragraph.
- 3) Observation was done together with action in the same time. It want to discover the information about behavior, attitude, performance, activities and even obstacles during teaching- learning writing descriptive paragraph through mind mapping technique ran in the classroom. In doing observation and evaluation, the researcher was helped by English teacher as the collaborator. The data were taken from questioner sheet, observation sheet and diary notes which used as the basic reflection.
- 4) Reflection was the evaluation of the action that was done. In this phase, the writer took the feedback of teaching and learning process from the result of observation. All the weakness and the strength while

Creative Writing Descriptive Mapping

69

teaching learning process were written on the diary and the data taken from questionnaire sheet, observation sheet, and the tests conducted was used to improve the weakness and keep the strength for the next cycle.

3.5 Scoring and Analysis Data Procedure

Based on generic structures and grammatical features of descriptive writing, scoring of descriptive writing test as Quantitative by applying data, it was expected to get the satisfying result. The data analyzed in computing the score. To collect the data, writer also observed the activities in using technique in descriptive paragraph. To know the mean of the students' score in each cycle, the following formulates were applied, Best and Khan (2002: 279)

$$\bar{X} = \frac{\sum x}{N}$$

Where: \bar{X} : The mean of the students'

$\sum x$: Total score

N : The total number of students

Next, to categorize the number of master student, the following formula was applied:

$$P = \frac{R}{T} \times 100\%$$

Where P : Percentage of students getting score 75

R : Number of students getting score 75

T: The total number of students taking the test.

Procedures of analyzing data are:

1. Collecting the data from the scoring of the experiment class.
- 17 2. Tabulating the score from the lowest to the highest.
3. Finding the average and standard deviation calculation or the standard deviation and then test for normality
- 18 4. Analyzing the data
5. Drawing the conclusion and answering the hypothesis
6. Writing some findings.

CHAPTER IV

DATA ANALYSIS

4.1 The Data

This study discussing was applied using the quantitative and qualitative. Writers get the Quantitative data from students test in writing and qualitative did some data from questionnaire, and observation. The data were taken from group A which consisted of 42 students in class Administrasi Publik. Writres was accomplished in two cycles. In every cycles that are four steps and meetings so there were eight meetings together.

4.2 Quantitative

The Resercher get the data quantitative from students test; for test 1 and 2 (in cycle 1) and test III (in cycle 2)

The result of the students test is run well and showed by continuously increasing. The spesific provement writing descriptive paragraph through mind mapping technique can be seen in table:

Table 4.1
Students writing's Scores in Test I, Test II, and Test III

No	Student's Initial Name	Test I Pre-Test	4 Test II Post-Test in Cycle I	Test III Post-Test in Cycle II
1.	YS	50	55	63
2.	HS	53	58	66
3.	TT	55	62	69
4.	HS	58	60	63
5.	NG	60	67	75
6.	AA	64	69	77
7.	KS	66	71	79
8.	DH	66	71	81
9.	DS	67	72	82
10.	W	68	78	83
11.	LB	68	78	83

Creative Writing Descriptive Mapping

12.	AS	72	80	83
13.	JD	75	80	83
14.	CS	76	81	86
15.	AS	79	84	86
16.	TS	79	84	89
17.	BM	82	85	90
18.	RH	82	85	90
19.	JS	85	88	90
20.	WM	88	91	93
Total		1393	1499	1611

This study was conducted in eight meetings. The writer gave test to the students in each meeting, but the students writing score were taken once at the end of each cycle. In test I the students got bad score. But from the beginning of the cycle I until ⁴² the end of the cycle II, the students' score ⁴¹ were improved. It can be concluded that's the ⁴¹ students descriptive writing improve through mind mapping technique from meeting to meeting. The students' writing scores were analyzed by

calculating the generic structures (identification and description) and linguistic features (the right tense, relational verb, adjective and content) of descriptive writing.

Table 4.2
Range of Score Improvement

No.	Range of Score Improvement	Student's Initial Name	Total
1	1-5	LB, YS, WM	3
2	6-10	AS, JD, BM, RH, JS, TS	6
3	11-15	AS, CS, HS, AA, HS, TT, NG, DH, DS, W, KS	11
		Number of student	20

Table 4.3
The Comparison of Students' Writing Score

Types of Score	T- I (Pre-Test)	T- II (Post-Test I)	T- III (Post-Test II)
Lowest Score	50	55	63
Highest Score	88	91	93

The data above, given some informations or result that students' score kept improving. In test I (before treatment), 50 is the lowest score and 88 for the highest score. In test II (cycle I),

Creative Writing Descriptive Mapping

the lowest score is 55 and the highest score is 91. In test III (cycle II), the lowest score is 63 and the highest score is 93.

Those scores showed the significant improvement of students' achievement in writing descriptive paragraph. The improvement of students' writing score in writing descriptive paragraph through mind mapping technique also can be seen from the mean of student's score in writing test through this following formula:

$$\bar{X} = \frac{\sum x}{N}$$

Where:

a. \bar{X} : the mean of student's score

$\sum x$: total score

N : the total number of student

The mean of students' score in every writing test were:

In pre-test, the total score is 1393, therefore

$$\bar{X} = \frac{\sum x}{N}$$

$$\bar{X} = \frac{1393}{20}$$

$$\bar{X} = 69.65$$

49

In post-test, the total score is 1499, therefore

$$\bar{X} = \frac{\sum x}{N}$$

$$\bar{X} = \frac{1499}{20}$$

$$\bar{X} = 69.65$$

49

In post-test II, the total score is 1611, therefore

$$\bar{X} = \frac{\sum x}{N}$$

$$\bar{X} = \frac{1611}{20}$$

$$\bar{X} = 80.55$$

The data above, have mean from students' score in T- I (pre-test) was the lowest of all the meetings. It was conducted before the treatment (the usage of mind mapping technique) applied. After conducting the treatment in cycle I and II, the

17

Creative Writing Descriptive Mapping

mean of the students' score improved from 69.65 to 80.55. It means that students' descriptive writing is improved.

In this research, the indicator of successful achievement of students in writing descriptive paragraph is as the following; get score ≥ 75 as KKM in their writing test. The number of component students in writing applying the formula:

$$P = \frac{R}{T} \times 100\%$$

Where:

P = Percentage score

R = Number of student

T = The total number of student

The percentage of competent students in each writing test can be seen as follows:

In test I (pre-test),

$$P = \frac{R}{T} \times 100\%$$

$$P = \frac{8}{20} \times 100\%$$

$$P = 40\%$$

In test II (cycle I)

$$P = \frac{R}{T} \times 100\%$$

$$P = \frac{11}{20} \times 100\%$$

$$P = 55\%$$

In test III (cycle II)

$$P = \frac{R}{T} \times 100\%$$

$$P = \frac{16}{20} \times 100\%$$

$$P = 80\%$$

In the test I (pre-test), there was 40% (8 students) who got points up to 75. The percentage of writing competence kept improving when mind mapping as a technique was applied. In the test II (cycle I), 55% (11 students) got points up to 75 whereas in the test III (the cycle II) 80% (16 students) go points up to 75. From test I (pre-test) to test III (in cycle II), there was

Creative Writing Descriptive Mapping

significant improvement of students' writing competence (80%).

42
It can be concluded that mind mapping as a technique could help student's achievement.

4.3 Qualitative

The qualitative consist of observation and questionnaire.

For the observation, shown the students' activities and behavior and students were active during teaching learning process. For the last, sstudents could expand their ideas in writing after applying Mind Mapping and more familiar in writing descriptive paragrapah 16 data were taken from diary notes, observation sheet, and questionnaire sheet.

4.3.1 Observation Sheet

11
Based on observation sheet, it can be concluded that the teaching-learning process by applying mind mapping technique ran well. The situation of teaching-learning process was comfort and enjoyable. Mind mapping technique created a good

environment in teaching writing in which the students became active and enjoy in creating the descriptive writing. The students listened to the teacher's explanation and instructions. They also delivered questions while teacher asked them to give some question about the material. They gave good response to the activities in the classroom, although some of them were of them were lazy and something made noisy in the classroom.

4.3.2 Questionnaire Sheet

Questionnaire sheet was used to know students opinions, perception and responds about application of poetry as learning material in teaching-learning of descriptive writing. The questionnaire was made up based on scales. They were strongly agreed (score 3) agrees (2) and disagree (1). There were 15 statements which the maximum score was 45.

²¹ Based on the result of questionnaire scores, the percentage students who disagreed was 0% (0 students), agree was 75% (8 students) and strongly agreed was 56% (12 students). Based on

Creative Writing Descriptive Mapping

the data, it can be concluded that most of students were strongly
65 agreed that the application of mind mapping technique was very
strongly agreed that the application of mind mapping technique
8 was very helpful to improve their descriptive writing.

4.4 Study Phase

Cycle I

The cycle I was done in four meetings. 70 A writing test was
administered at the end of teaching-learning process. But the
score was taken only in the first meeting (Test I) and in the
fourth meeting (the last meeting of cycle I). The detail
procedures of cycle I were described as follows:

The procedure of data collection of this study was
conducted by administrating two cycles; where in each cycle
applied four steps: 1) planning, (2) action, (3) observation, (4)
reflecting. Then each cycle out in four meetings. So, there were
eight meeting all together. In conducting this research, the steps
were as followed

1. Planning

Before running cycle I all instrument such as observation sheet, questionnaire sheet, and diary notes had been well prepared. In the first meeting, test I was conducted. Then, researcher prepared the teaching material such as a descriptive paragraph and would introduce mind mapping technique to improve students' ability in writing descriptive paragraph. Then the lesson plans were prepared. In this research, the writer would be as the teacher and the English teacher would be collaborator.

2. Action

The students were though how to write descriptive paragraph based on the lesson plan made. I the second meeting, they were taught about the characteristic of descriptive paragraph by explaining and showing them the example of descriptive paragraph. Then, in the third meeting, the researcher explained about mind mapping technique and how to make mind map. In the fourth meeting, the students were divided into five

Creative Writing Descriptive Mapping

groups where each group consisted of six up to seven students.

Each group was asked to have a discussion to deliver their ideas into mind map and then create it into a descriptive paragraph based on the generic structures and linguistic features of descriptive writing. After that, they were asked to write a descriptive paragraph as test II based on their own mind map on a piece of paper individually.

3. Observation

Students were interested in studying, but there were still shy when they gave chances to ask questions about unclear points. In the third up to fourth meeting, the students showed their enthusiasm in studying descriptive paragraph through mind mapping technique.

4. Reflection

Reflection was the evaluation to the action that had been done before. It was used to find difficulties, problems and the situation faced during teaching learning process in order to make

improvement in the cycle II. Based on the result of test II, it was found that students' writing score was better than test I (in cycle I). From the results of the analysis, the students' score did not improve significantly. But, there were some of students who got the standard score 75.

Based on the result of observation and diary notes, the students' skill had difficulties in doing their writing. Most of the students are unable to complete descriptive paragraph successfully. It was happened because they did not have enough vocabulary, and they did not fully understand ⁸ the use of mind mapping technique in writing descriptive paragraph yet. Besides, the interaction between the teacher and the students was not affective enough. From the data, the researcher decided to continue cycle II to get better result.

Cycle II

The result of cycle I indicated that there was ability an improving in the students' ability in writing descriptive

Creative Writing Descriptive Mapping

paragraph. But it did not improve significantly in order to get the more improvement and to solve done in four meetings with the same steps. The detail procedure of second cycle can be seen as follows.

1) Planning

b. The researcher still concentrated to the same ideas and goals are the cycle I but it would be higher level to students. In this phase, the researcher planned to explain the mind map technique by giving more examples of descriptive paragraph and the mind map. In the cycle II, the researcher as teacher would be active in monitoring all students and in helping them if they seen same problems. To improve the ¹⁸ interaction between the teacher and the students the teacher would be more active in asking questions, responding students' questions and giving explanations. Time would be managed effectively and efficiency.

2) Action

In the fifth meeting, the students were given more detail explanation about the elements of descriptive paragraph and mind mapping technique. Then ¹¹ the researcher gave a text to students about “season in Europe”. The researcher asked students to read one by one. After that, she asked students to describe about “Season in Europe” from the text given by their own orally. In the sixth meetings, ⁴⁴ the students were asked to write a descriptive paragraph without applying mind mapping technique. They were asked to describe about “season in Indonesia”. ¹¹ In the seventh meeting, the researcher felt that the students had done the mind mapping technique well. So, the researcher explained more about mind mapping technique. Then she asked one students to draw a picture of shoes on a white board. After that ⁵⁸ the students were asked to write a descriptive paragraph based on mind map given. In the eight meeting, the students were asked to choose one topic from five topics given.

Creative Writing Descriptive Mapping

After that they made a mind of topic chosen. Then, they created a descriptive paragraph based on their own mind map (test III).

3) Observation

In this phase, the students become more active and serious during the lesson. ³¹ The situation of the class during teaching learning process was better than the first cycle. Not only they responded every question asked by the teacher well, but also they were active in asking questions. Moreover, they felt interesting to write a descriptive paragraph though mind mapping technique since it helped them to guide their ideas in creating a good descriptive paragraph.

4) Reflection

Based on the writing test scores and the observation result in cycle II, it was conclude that the students made improvements in their ability in writing descriptive paragraph during teaching-learning process. Most students had been able to produce descriptive paragraph well. Besides, the situation during

teaching-learning process was very effective, enjoyable and ran well. Because in cycle II, the percentage of students who had already ability the standard score was $\geq 70\%$ (17) students or 84,37%), it meant that the goal of this researcher had been completed. So, it was needed to conduct the next cycle. Mind mapping technique had been successfully helped the students in writing descriptive paragraph.

4.5 Findings and Discussion

From the result of test I, it was found that students' ability in writing descriptive paragraph was still low. They were confused in developing their ideas and got some difficulties in grammar, structure, and sentence construction. After conducting test II in cycle I, students writing scores was better than oriental test. After that, cycle II was conducted and they were given more explanation how to write descriptive paragraph through mind map technique. The result of test III that conducted at the end of cycle II showed that students' writing scores significantly

Creative Writing Descriptive Mapping

improved. Most students had already ability the standard score.

The improvement of students' descriptive writing ²¹ can be seen in the following table:

Table 4.4

No	Content	Test I(Cycle I)	Test II (Cycle II)	Test III (Cycle III)
1	Score	1393	1499	1611
2	Mean	69.65	74.95	80.55
3	NS	8	11	16
4	PNS	40%	55%	80%

Improving of Students' Descriptive Writing

Note:

NS : number of students who got point ≥ 75

PNS : percentage of students who got point ≥ 75

From the table above, ⁶³ the mean of student's score in the test I was 69.43, while in test II increased to be 74.95 and in test III became 80.55. The improvement not only occurred on the mean of students' score but also on the number of master students. The number of the master students in test I was only 40% (8

students), in test II was 55% (11 students and in test III became 80% (16 students). The data indicated that the application of mind mapping technique was effective to improve students' ability in writing descriptive paragraph.

The writer also analyzed qualitative data gathered from the observation sheet, questionnaire sheet diary and diary note during cycle I and II, it was found that students also made improvement while teaching-learning process. Although they got problem at the first time, they could handle their difficulties and enjoyed their lesson by the process of time. They become more active and interested in writing descriptive paragraph. The questionnaire showed that students strongly agreed that the application of mind mapping technique had helped them in writing descriptive paragraph well. These all qualitative data supported the researcher findings which were based on the quantitative data. Based on the results of quantitative and qualitative data, it was found that the application of mind

Creative Writing Descriptive Mapping

mapping technique had been successfully improved students' ability in writing descriptive paragraph.

CHAPTER V

CONCLUSIONS AND SUGGESTIONS

5.1 Conclusion

After analyzing the data, it was found out that the students' writing scores increased (cycle 1- 2). It means that there was an improvement on the students' ability on writing descriptive paragraph through *Mapping*. It states that the score improve from the first test to the last test continuously.

Creative Writing Descriptive Mapping

Therefore, it is concludes that *Mapping* potentially improve the students ability in writing descriptive paragraph.

5.2 Suggestion

The clue of this research find out that mind mapping increase the students in writing process the some points that suggested relation are: English teacher them in monitoring the students' Improvement in descriptive writing. For the students, it helps the students to gather details through a creative draft and makes the writing process become easier and enjoyable. The readers, its may some of choice for get understanding how to improve our ability in writing.

REFERENCES

- 35 Ariana, monica and Mirabella, Anamaria.2012. *Mind Mapping and Brainstorming as Methods of Teaching Business Concept in English as a Foreign Language*.Romania: Oradea.
- Arikunto,P.2010. *Penelitian Tindakan Kelas*. Jakarta: BumiAksara.
- Best, Jhon; and Khan, James.2002.*Research In Education*. New Delhi: The Edition.
- Cheng, Wang et.al. 2010.*A brief Review on Developing Creative Thinking in Young Children by Mind Mapping*. Taiwan: International Business Research.
- 52 Heaton,J.B.1988.*Writing English Language. Test*. New York: Logman.2
- Martin,Devis.2010. *Concept Mapping, Mind Mapping and Argument Mapping:What are the Differences and do They Matter?.* Australia:Spinger Science.
- Mccuen, and Winkler.1987. *Writing in English*.Canada: New York.
- Oshima,Alice, and Hogue.1991. *Writing Academic English*. NY: logman
- _____. 1998. *Introduction to AcademicWriting*. New York: Wesly publishing Company.

Creative Writing Descriptive Mapping

- 38
Sumarsih, M.pd, and Sanjaya, Dedi. 2013. *TPS as an Effective to Enhance to Students' Achievement on Writing Descriptive Text*. Medan Indonesia: Online Published.
- Siahaan, Sanggam, et.al. 2010. *Guided Writing the English Paragraph*. Medan: Teacher Team.
- _____. 2011. *English Generic texts*. Medan: Teaching Team.
- _____. 2012. *Writing IV*. Medan: Teacher Team.
- Sinar, Silvana; Karo, et.al. 2012. *Writing*. Medan: Teaching team.
- Sudjana, H.D. 2001. *Metode dan Teknik*. Bandung: Falah Production. 37
- Sujana, Made I. 2012. *Integrating a Mind Mapping Technique and Information Gap Activities in Teaching Academic Reading in English*. Lombok Indonesia: English Specific Purpose. 46
- _____. 2012. *Intregeting a Mind Mapping Technique and Information Gab Activities in Teaching Academic Reading in English*. Indonesia: Mataram.
- Tampubolon, Sahlan. 2012. *Research on TEFL*. Medan: Teacher Team.
- Troyka, Lnn. 1996. *Handbook Writing*. USA: A Viocam company.
- Wash, Marie. 2014. *Using Mind Mapping Technique in Testing*. English: Star.
- Wren, and Martin. 1973. *English Grammar and Composition*. India: S, Chand and Company ltd.
- _____. 2013. *English Grammar and Composition*. English: Prasada Rao.

WRITER BIOGRAPHY



Elfrida BR. Silalahi, lahir di Medan, 29 Agustus 1990. Penulis menyelesaikan program S1 Pendidikan Bahasa Inggris di HKBP Nommesen Medan 2009-2014. Lalu penulis melanjutkan Program Pendidikan S2 pada tahun 2014-2016. Setelah menyelesaikan program Magister Pendidikan Bahasa Inggris, penulis menjadi seorang dosen di salah satu perguruan tinggi swasta di Kota Medan dan menjadi dosen LB (Luar Biasa) di beberapa perguruan tinggi di Kota Medan. Dengan pengalaman dan latar belakan studi pada bidang pendidikan, penulis terinspirasi menulis buku ini dengan harapan dapat bermanfaat bagi pembaca terkhususnya di bidang Pendidikan Bahasa Inggris. Selain menulis buku, juga aktif menulis artikel ilmiah. Penulis juga aktif dalam berbagai pengabdian beberapa sekolah dan masyarakat dengan memberikan sosialisasi⁶ dalam pendampingan pengembangan di bidang pendidikan. Saat ini Penulis tercatat sebagai Dosen Tetap di Universitas Merdeka Malang, Jawa Timur.



Marliana Eka Fauzia, lahir di Tulungagung, 27 Oktober 1993. Penulis lulus tahun 2012 di SMA Negeri 1 Gondang, Tulungagung. Menempuh pendidikan S1 pada Program Studi Ilmu Politik di Universitas Brawijaya, Malang pada tahun 2012-2016. Setelah menyelesaikan Program S1, penulis melanjutkan Pendidikan S2 Ilmu Politik di Universitas Airlangga, Surabaya pada tahun 2016-2018. Menyelesaikan program magister, penulis menetapkan diri untuk bekerja menjadi dosen. Saat ini penulis tercatat sebagai Dosen Tetap Aktif pada Program Studi Administrasi Publik Universitas Merdeka, Malang- Jawa Timur.

CRETIVE WRITING

ORIGINALITY REPORT

19%

SIMILARITY INDEX

14%

INTERNET SOURCES

8%

PUBLICATIONS

10%

STUDENT PAPERS

PRIMARY SOURCES

1	Submitted to Universitas Negeri Manado Student Paper	1%
2	Submitted to UIN Raden Intan Lampung Student Paper	1%
3	www.researchgate.net Internet Source	1%
4	Rodearta Purba. "Improving the Achievement on Writing Narrative Text through Discussion Starter Story Technique", <i>Advances in Language and Literary Studies</i> , 2018 Publication	1%
5	Submitted to University of Adelaide Student Paper	1%
6	123dok.com Internet Source	1%
7	Submitted to Universitas Islam Negeri Sumatera Utara Student Paper	1%
8	ojs.umada.ac.id Internet Source	1%

9	pdfcoffee.com Internet Source	<1 %
10	Submitted to University of Rwanda Student Paper	<1 %
11	Fenny Thresia. "IMPROVING STUDENTS' WRITING ABILITY THROUGH CUE CARDS TECHNIQUE", PREMISE JOURNAL:ISSN online: 2442-482x, ISSN printed: 2089-3345, 2017 Publication	<1 %
12	eprints.uny.ac.id Internet Source	<1 %
13	riset.unisma.ac.id Internet Source	<1 %
14	Submitted to Grand Canyon University Student Paper	<1 %
15	gicibatam.blogspot.com Internet Source	<1 %
16	1library.net Internet Source	<1 %
17	Oktavia Abriwani. "IMPROVING WRITING DESCRIPTIVE SKILLS THROUGH SHORT DOCUMENTARY MOVIE AT ELEVENTH GRADE OF SMA 71, JAKARTA", Dialectical Literature and Educational Journal, 2021 Publication	<1 %
18	citeseerx.ist.psu.edu Internet Source	<1 %

<1 %

19

[dokumen.tips](#)

Internet Source

<1 %

20

[academica.udcantemir.ro](#)

Internet Source

<1 %

21

[digilibadmin.unismuh.ac.id](#)

Internet Source

<1 %

22

[journal.ikipgriptk.ac.id](#)

Internet Source

<1 %

23

[repository.ub.ac.id](#)

Internet Source

<1 %

24

[ejournal.radenintan.ac.id](#)

Internet Source

<1 %

25

Submitted to Al Akhawayn University in
Ifrane

Student Paper

<1 %

26

Submitted to Florida A&M University

Student Paper

<1 %

27

[archive.journalchirohumanities.com](#)

Internet Source

<1 %

28

[eprints.dinus.ac.id](#)

Internet Source

<1 %

29

[www.mpcffaculty.net](#)

Internet Source

<1 %

30	Submitted to Laureate Higher Education Group Student Paper	<1 %
31	Rudang Mayang Sari Manik. "The Effectiveness of Comic Strip As Media to Improve the Students' Reading Comprehension on Narrative Text of MTs Ar-Rahman Langkat", KnE Social Sciences, 2019 Publication	<1 %
32	Submitted to Southern New Hampshire University - Continuing Education Student Paper	<1 %
33	Gusti Ayu Putri. "Photovoice Implementation in Teaching English Guiding at English Study Program College of Foreign Language (STIBA) Saraswati Denpasar", English Focus: Journal of English Language Education, 2018 Publication	<1 %
34	Submitted to Sim University Student Paper	<1 %
35	Submitted to Universitas Negeri Surabaya The State University of Surabaya Student Paper	<1 %
36	jurnal.umk.ac.id Internet Source	<1 %
37	Muhamad Zahiri Awang Mat, Siti Salwa Md. Sawari, Salina Mohd Rasul, Nazariyah Saad,	<1 %

Kasmah Jusoh. "Reconnoitring the Effectiveness use of "Double Bubble Map" in Learning Jawi Script among Pupils in Malaysian Primary Schools", Mediterranean Journal of Social Sciences, 2016

Publication

38 Submitted to Western Governors University <1 %
Student Paper

39 adoc.pub <1 %
Internet Source

40 www.mybloglog.com <1 %
Internet Source

41 Adi Purnomo. "Improving Coherence of The Students' Sentences by Applying Thematic Progression And Personal Blog In The Sentence-Based Writing Class", Register Journal, 2014 <1 %
Publication

42 Hanoi University <1 %
Publication

43 Sitti Mukam Milah. "PAIRWORK ACTIVITY OF THE DEVELOPMENT ON STUDENTS' WRITING PARAGRAPH ABILITY AT SMA AL AMIEN BUGIH PAMEKASAN", WACANA DIDAKTIKA, 2017 <1 %
Publication

44 lib.unnes.ac.id <1 %
Internet Source

45	repository.uhn.ac.id Internet Source	<1 %
46	Submitted to Hellenic Open University Student Paper	<1 %
47	Submitted to Mahidol University Student Paper	<1 %
48	github.com Internet Source	<1 %
49	Lesi Erawati, Agus Triyogo, Yulfi Yulfi. "ANALYSIS OF EXPERIENCES TEXT RELATIONSHIP (ETR) METHOD IN THE JOURNAL ARTICLE", Journal of English Education, Literature and Linguistics, 2022 Publication	<1 %
50	rajiesaputra.wordpress.com Internet Source	<1 %
51	Submitted to UIN Syarif Hidayatullah Jakarta Student Paper	<1 %
52	ejournal.iainpalopo.ac.id Internet Source	<1 %
53	geniusrevive.com Internet Source	<1 %
54	Submitted to Universitas Muhammadiyah Sidoarjo Student Paper	<1 %
55	books.google.com Internet Source	<1 %

56	digilib.unila.ac.id Internet Source	<1 %
57	idr.uin-antasari.ac.id Internet Source	<1 %
58	jurnal.untad.ac.id Internet Source	<1 %
59	lonsuit.unismuhluwuk.ac.id Internet Source	<1 %
60	mavianti.gurusiana.id Internet Source	<1 %
61	Submitted to IAIN Surakarta Student Paper	<1 %
62	Ivan Asep Supriadi, Elva Utami, Melati Melati. "AN ANALYSIS OF STUDENTS' READING SKILLS BY USING MIND MAPPING TECHNIQUE", Edu-Ling: Journal of English Education and Linguistics, 2020 Publication	<1 %
63	Adi Shany. "Too Scared for School? Effects of Terrorism on Students' Achievement", Journal of Human Resources, 2023 Publication	<1 %
64	Submitted to Otago Polytechnic Student Paper	<1 %
65	Submitted to Universiti Brunei Darussalam Student Paper	<1 %
66	docobook.com	

Internet Source

<1 %

67

purehost.bath.ac.uk

Internet Source

<1 %

68

www.scribd.com

Internet Source

<1 %

69

Dian Amalia, Roko Patria Jati. "The use of Webquest in blended EFL learning in Indonesia to improve students' speaking skills", ATTARBIYAH, 2019

Publication

<1 %

70

Ibrahim Mohamed Mohamed Saleh. "Utilizing a Mind Mapping Strategy to Develop EFL Preparatory Stage Students' Writing Skills", 2021, مجلة القراءة والمعرفة,

Publication

<1 %

Exclude quotes Off

Exclude matches Off

Exclude bibliography Off

CRETIVE WRITING

GRADEMARK REPORT

FINAL GRADE

/0

GENERAL COMMENTS

Instructor

PAGE 1

PAGE 2

PAGE 3

PAGE 4

PAGE 5

PAGE 6

PAGE 7

PAGE 8

PAGE 9

PAGE 10

PAGE 11

PAGE 12

PAGE 13

PAGE 14

PAGE 15

PAGE 16

PAGE 17

PAGE 18

PAGE 19

PAGE 20

PAGE 21

PAGE 22

PAGE 23

PAGE 24

PAGE 25

PAGE 26

PAGE 27

PAGE 28

PAGE 29

PAGE 30

PAGE 31

PAGE 32

PAGE 33

PAGE 34

PAGE 35

PAGE 36

PAGE 37

PAGE 38

PAGE 39

PAGE 40

PAGE 41

PAGE 42

PAGE 43

PAGE 44

PAGE 45

PAGE 46

PAGE 47

PAGE 48

PAGE 49

PAGE 50

PAGE 51

PAGE 52

PAGE 53

PAGE 54

PAGE 55

PAGE 56

PAGE 57

PAGE 58

PAGE 59

PAGE 60

PAGE 61

PAGE 62

PAGE 63

PAGE 64

PAGE 65

PAGE 66

PAGE 67

PAGE 68

PAGE 69

PAGE 70

PAGE 71
