

ISSN 0970 - 6340 (PRINT), ISSN 0970 - 6358 (ONLINE)

INTERNATIONAL JOURNAL OF MECHANICAL ENGINEERING & TECHNOLOGY (IJMET)

JOURNAL IMPACT FACTOR ————— CALCULATED BY
GLOBAL INSTITUTE FOR SCIENTIFIC INFORMATION (GSI)
(www.jifactor.com)

High Quality Peer Reviewed Refereed Scientific, Engineering & Technology,
Medicine and Management International Journals



PUBLISHED BY



International Association for Engineering and Management Education (IAEME)
Plot: 03, Flat-5 T, Poornima Suresh Pearl Apartment,
Plot No. 10, Vaiko Salai 6th Street, Jai Shankar Nagar, Paluvakkam, Chennai - 600 044,
Tamilnadu, India
E-mail: editor@iaeme.com, scimedu@gmail.com
www.iaeme.com

THE EFFECT OF ANODIZING SOLUTION TYPE AGAINST THE COATING THICKNESS AND WEAR RATE OF ALUMINUM 6061

Agus Suprpto, Pungky Setyawan, Aries Setiawan, Dewi Tsamroh

University of Merdeka Malang, Indonesia

ABSTRACT

Aluminum is metal that mild and has a fairly high mechanical strength. It is widely used in automotive industry, aircraft industry, but, aluminum has disadvantage which is low wear resistance. Development of methods for improving the wear rate can be conducted by using anodizing method. The study aimed to obtain accurate and detail information that needed to support the wear rate analysis results using anodizing solution of sulfuric acid and phosphoric acid. The method used in this study was using experimental testing with variations of voltage and immersion time on solution type of sulfuric acid and phosphoric acid. Analysis of the test results obtained from the thickness test, wear rate test and microstructure test by using Scanning Electron Microscopy (SEM). SEM was used to characterize the microstructure of coating on aluminium that resulted from anodizing process. SEM was conducted on specimen that had the lowest and the highest value of wear rate. According to the results obtained that voltage and time of anodizing affected the wear rate of aluminium 6061. The more time and voltage of anodizing, the lower the wear rate value, thus the wear resistance of aluminium improved 14 times higher than the wear resistance of base metal.

Keywords: anodizing solution, wear rate, voltage and time, anodizing aluminum

Cite this Article: Agus Suprpto, Pungky Setyawan, Aries Setiawan, Dewi Tsamroh, The Effect of Anodizing Solution Type Against the Coating Thickness and Wear Rate of Aluminum 6061. *International Journal of Mechanical Engineering and Technology* 10(12), 2019, pp. 57-64.

<http://www.iaeme.com/IJMET/issues.asp?JType=IJMET&VType=10&IType=12>

1. INTRODUCTION

Material Aluminum has many advantages that are widely used in automotive industry, aircraft industry, manufacturing industry and household appliances [1,2]. Aluminum has high wear rate value thus aluminum is not resistant to friction. To overcome this problem, a lot of researchs conducted by anodizing process [3]. The effect of electrolytes variation against the hardness of coating that resulted of anodizing process with nitric acid solution [4]. Anodizing hardness value is inversely proportional to the wear rate value of aluminum [5,6]. Based on the previous studies that conducted by several researchers, this study would observe the influence of solution type, voltage and anodizing time against the wear rate.

2. METHODS

2.1. Anodizing Process

The material used in this study was aluminum 6061 with dimension of 10 mm x 35 mm x 25 mm.

Anodizing process was conducted with three stages, which were:

1. Pretreatment consisting of
 - a. Degreasing
 - b. Etching
 - c. Desmutting
2. Anodizing process

Anodizing process performed with solution variation of 100% 1M Sulfuric acid (H_2SO_4), 100% 1M Phosphoric acid (H_3PO_4) at temperature that kept constantly at 500°C, and on the anode side is connected to a slab of aluminum which would act as a negative pole of the power supply. Furthermore, the voltage setting with the variation of 15 V, 20 V, 25 V and 30 V. The next step was turning on the power supply and process variation anodizing that run for 10 minutes, 20 minutes and 30 minute.

Drying is process of drying the specimen after anodizing process.

2.2. Wear Test

Material was tested its wear on the surface which was the anodizing results using worn equipment test by Ogoshi method, then weighing of the initial and final weight with the sliding distance of 117,75 m. Calculating the wear resistance was inversely proportional to the wear rate.

2.3. Morphology Test

Microstructure identification of oxide coating was conducted by using SEM, SEM could provide a relatively low contrast at high magnification. In this study described the analysis result and characterization of the test by using SEM, the anodizing specimen which had the lowest and highest value of wear rate. This analysis was mainly aimed to obtain information on the extent of the SEM could be answered about the phenomenon of what was happening in the anodizing process.

3. RESULTS AND ANALYSIS

3.1. Wear Test

Table 1 The rate of wear of the results of anodizing with variation of time, voltage and solution type.

No.	Solution type	Voltage (V)	Immersion time (min)	Wear rate (m/g)
Base metal				0.000577155
1	100% 1M Sulfuric acid (H_2SO_4)	15	10	0.000064128
2			20	0.000058299
3			30	0.000058299
4		20	10	0.000134087
5			20	0.000040809
6			30	0.000081618
7		25	10	0.000075788
8			20	0.000460558
9			30	0.000134087
10		30	10	0.000058299

The Effect of Anodizing Solution Type Against the Coating Thickness and Wear Rate of Aluminum 6061

11	100% 1MPhosphoric acid (H ₃ PO ₄)	15	20	0.000064128
12			30	0.000256513
13			10	0.000332302
14		20	0.000215705	
15		30	0.000099107	
16		20	10	0.000122427
17			20	0.000169066
19			30	0.000145746
20		25	10	0.000046639
21			20	0.000116597
22			30	0.000052469
23		30	10	0.000081618
24			20	0.000437239
25			30	0.000104937

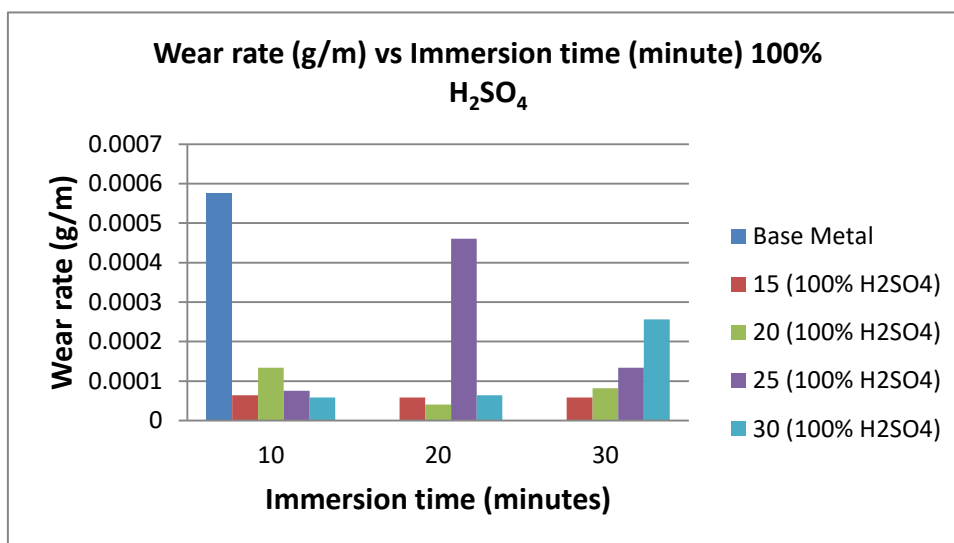


Figure 1 Wear rate of anodizing result on Al 6061 with variation of immersion time for 10 minutes, 20 minutes and 30 minutes at voltage variation of 15 V, 20 V, 25 V and 30 V with solution of 100% H₂SO₄.

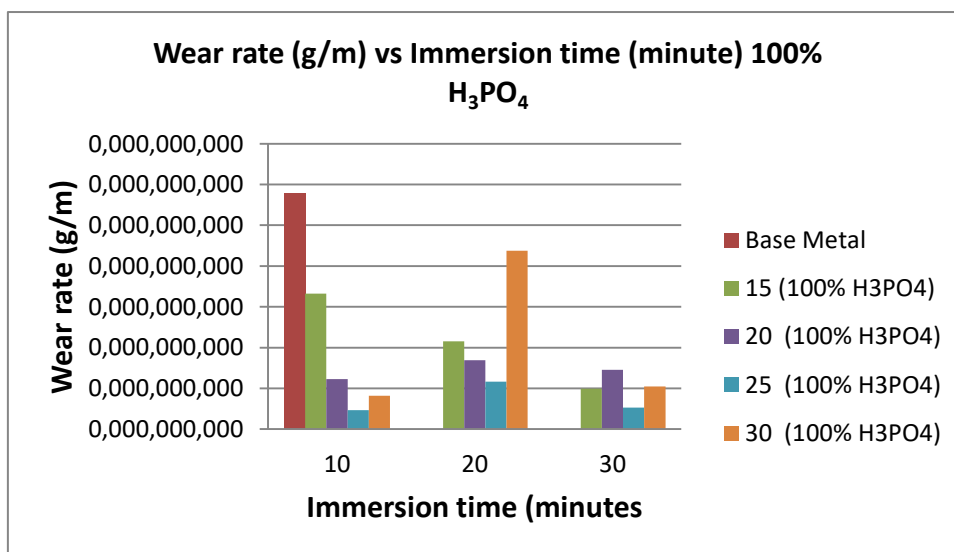


Figure 2 Wear rate of anodizing result on Al 6061 with variation of immersion time for 10 minutes, 20 minutes and 30 minutes at voltage variation of 15 V, 20 V, 25 V and 30 V with solution of 100% H₃PO₄.

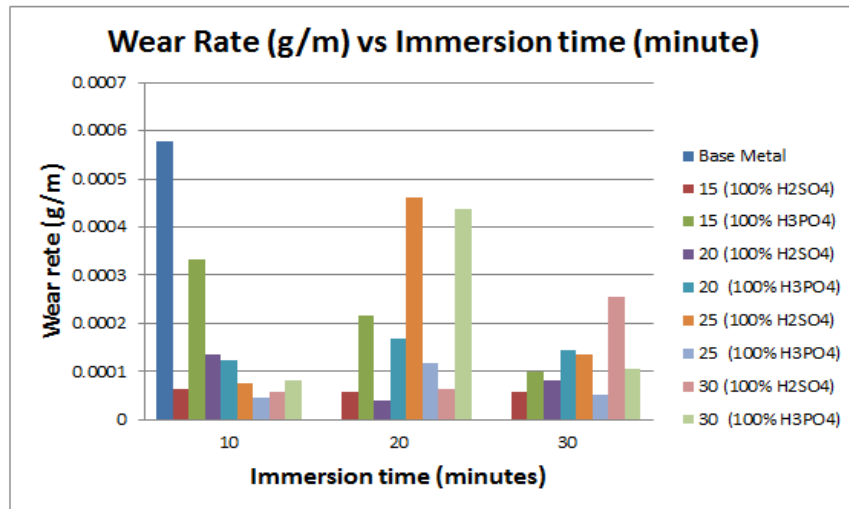


Figure 3 Wear rate of anodizing result on Al 6061 that using solution of 100% H₂SO₄ versus 100% H₃PO₄ with variations in immersion time for 10 minutes, 20 minutes and 30 minutes at voltage variation of 15 V, 20 V, 25 V and 30 V.

Table 2 The rate of thickness of the results of anodizing with variation of time, voltage and solution type.

Solution type	Voltage (V)	Immersion time (minutes)	Thickness (µm)			Rate of thickness (µm)	Wear rate (g/m)
			1	2	3		
100% 1M Sulfuric acid (H ₂ SO ₄)	15 (100% H ₂ SO ₄)	10	10,8	10,8	10,8	10.8	0.0000641284
		20	9,5	9,5	9,5	9.5	0.0000582985
		30	5,4	5,4	5,4	5.4	0.0000582985
	20 (100% H ₂ SO ₄)	10	10,8	10,8	10,8	10.8	0.0001340866
		20	13,6	9,5	13,6	12.2	0.0000408090
		30	8,1	8,1	8,1	8.1	0.0000816179
	25 (100% H ₂ SO ₄)	10	13,6	13,6	13,6	13.6	0.0000757881
		20	8,1	8,1	8,1	8.1	0.0004605583
		30	6,7	6,7	6,7	6.7	0.0001340866
	30 (100% H ₂ SO ₄)	10	6,7	6,7	6,7	6.7	0.0000582985
		20	8,1	8,1	8,1	8.1	0.0000641284
		30	6,7	5,4	6,7	5.8	0.0002565135
100% 1M Phosphoric acid (H ₃ PO ₄)	15 (100% H ₃ PO ₄)	10	10,8	10,8	10,8	10.8	0.0003323015
		20	9,5	9,5	9,5	9.5	0.0002157045
		30	13,6	12,2	13,6	13.1	0.0000991075
	20 (100% H ₃ PO ₄)	10	10,8	10,8	10,8	10.8	0.0001224269
		20	10,8	9,5	10,8	10.3	0.0001690657
		30	12,2	12,2	12,2	12.2	0.0001457463
	25 (100% H ₃ PO ₄)	10	10,8	9,5	10,8	10.3	0.0000466388
		20	10,8	12,2	12,2	11.7	0.0001165970
		30	9,5	10,8	9,5	9	0.0000524687
	30 (100% H ₃ PO ₄)	10	10,8	12,2	9,5	10.8	0.0000816179
		20	8,1	8,1	8,1	8.1	0.0004372389
		30	5,4	5,4	5,4	5.4	0.0001049373

The Effect of Anodizing Solution Type Against the Coating Thickness and Wear Rate of Aluminum 6061

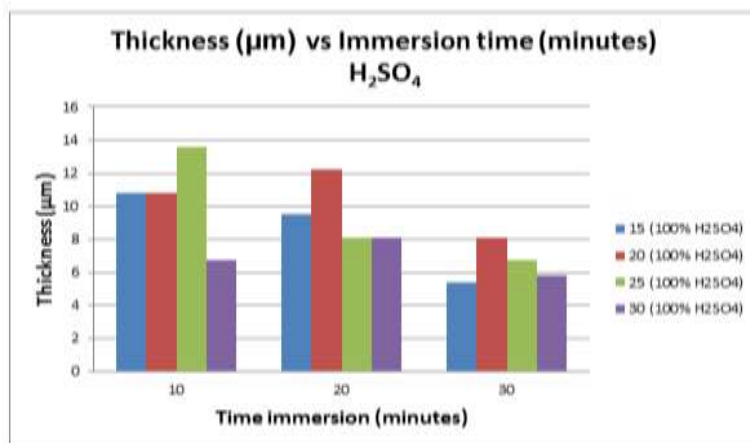


Figure 4 Thickness rate of anodizing result on Al 6061 versus time immersion with variation of voltage of 15 V, 20 V, 25 V and 30 V with a solution of 100% H₂SO₄.

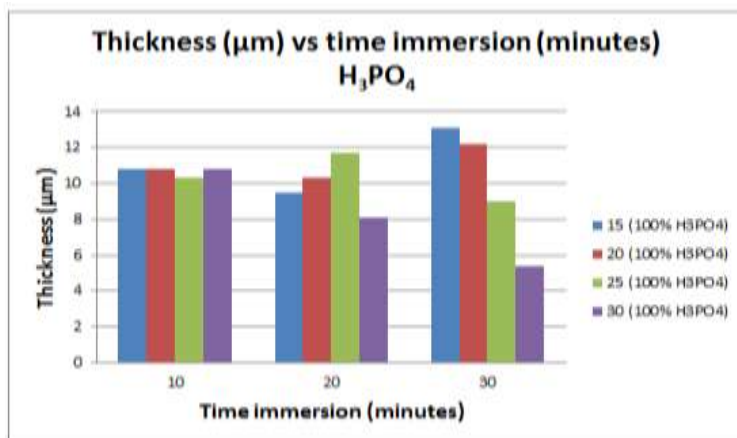


Figure 5 Thickness rate of anodizing result on Al 6061 versus time immersion with variation of voltage of 15 V, 20 V, 25 V and 30 V with a solution of 100% H₃PO₄.

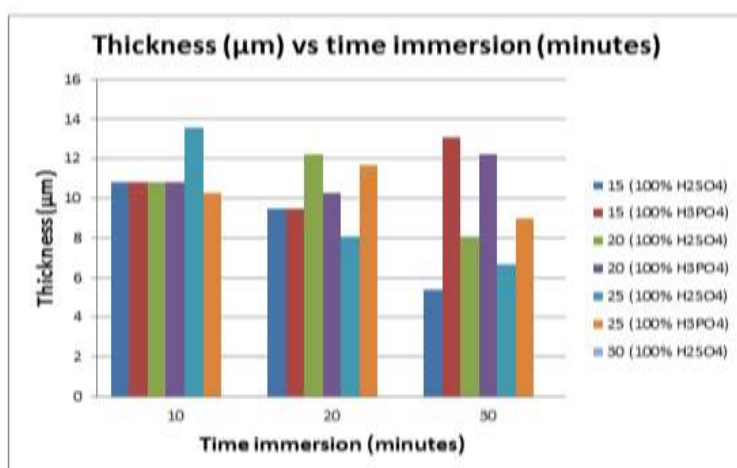


Figure 6 Thickness rate of anodizing result on Al 6061 versus time immersion using solution of 100% H₂SO₄ versus 100% H₃PO₄ with variation of voltage variation of 15 V, 20 V, 25 V and 30 V.

3.2. The Effect of Anodizing Solution

According to the Table 1 and Figure 1 that showed anodizing result using solution media of 100% H₂SO₄ indicated the highest wear rate at immersion time for 20 minutes at voltage of 25 V with value of 0.000460558 g/m while the lowest wear rate obtained at the immersion time for 20 minutes at voltage of 20 V and yielded the value of 0.000040809 g/m, compared with the wear rate of base metal that had a value of 0.000577155 g/m which able to lower the wear rate 14 times lower. While on Table 1 and Figure 2 showed the anodizing result by using solution of 100% H₃PO₄ indicated the highest wear rate at immersion time for 20 minutes at voltage of 30 V with value of 0.000437239 g/m, while the lowest wear rate value obtained on treatment with immersion time for 10 minutes at voltage of 25 V with a value of 0.000046639 g/m, if this result was compared with base metal that had wear rate value of 0.000577155 g/m, the anodizing process by using 100% H₃PO₄ was able to reduce the wear rate 12 times. Thus, the use of anodizing media of 100% H₂SO₄ was more effective than 100% H₃PO₄ which was able to reduce the wear rate value by 14 times, thus the wear resistance increased (Fig. 3).

3.3. The Effect of Anodizing Time and Anodizing Voltage

According to Table 1 and Figure 3 showed that the highest wear rate was obtained at immersion time variation of 20 minutes by using solution media of 100% H₂SO₄ at a voltage of 25 V with the value 0.000460558 g/m while the lowest wear rate obtained at immersion time of 20 minutes at a voltage of 20 V with a value of 0.000040809 g/m, compared with the wear rate of base metal that had a value of 0.000577155 g/m, this variation was able to lower the wear rate by 14 times, thus the use of effective immersion time for media of 100% H₂SO₄ was 20 minutes at voltage of 20 V. Table 1 and Figure 3 also showed the anodizing result by using solution media of 100% H₃PO₄. The highest wear rate was obtained at immersion time variation of 20 minutes at a voltage of 30 V that had a value of 0.000437239 g/m, while the lowest wear rate value obtained at variation of immersion time for 10 minutes at a voltage of 25 V that had a value of 0.000046639 g/m. If this result was compared with the base metal that had wear rate value of 0.000577155 g/m on anodizing process that used solution media of 100% H₃PO₄, it was able to reduce the wear rate by 12 times, thus the use of effective immersion time for solution media of 100% H₃PO₄ was 10 minutes at voltage of 25 V.

3.4. The Effect of Coating Thickness

According to Table 2 and Figure 4 that showed the anodizing result. The highest wear rate was obtained at anodizing process that using 100% H₂SO₄ had the value of 0.000460558 g/m with a coat thickness of 8.1 (μm), while the lowest wear rate obtained value of 0.000040809 g/m with a coat thickness of 12.2 (μm). Table 2 and Figure 5 also showed the highest wear rate that resulted from anodizing process by using 100% H₃PO₄ with the value of 0.000437239 g/m with a coat thickness of 8.1 (μm), while the lowest wear rate value was 0.000046639 g/m with a coat thickness of 10.3 (μm). Thus, the coat thicknesses that resulted from anodizing process affected the wear rate that occurred, the higher the value of coat thicknesses, the lower the wear rate [6]. Thus, the base metal produced high wear rate value because there was no coat on the aluminum surface (Figure 6).

3.5. SEM Test

Microstructure test using SEM on anodized Al 6061 using H₂SO₄ solution with immersion time for 20 minutes and voltage of 20 V was showed in Fig. 7.

The Effect of Anodizing Solution Type Against the Coating Thickness and Wear Rate of Aluminum 6061




Figure 7(a). SEM image on anodized Al 6061 using H_2SO_4 solution with immersion time for 20 minutes and voltage of 20 V. (b). 3D Simulation of SEM image result using Software Image

According to SEM image (Figure 7 (a)) showed that the coating density of anodized Al 6061 using H_2SO_4 solution with immersion time for 20 minutes with voltage of 20 V had higher density. The thickness could be obtained using 3D software Image with the value of 180 (the altitude) in the z-axis (Figure 7 (b)). This caused the wear rate results on anodized Al 6061 using H_2SO_4 solution with immersion time for 20 minutes with a voltage of 20 V was lower.

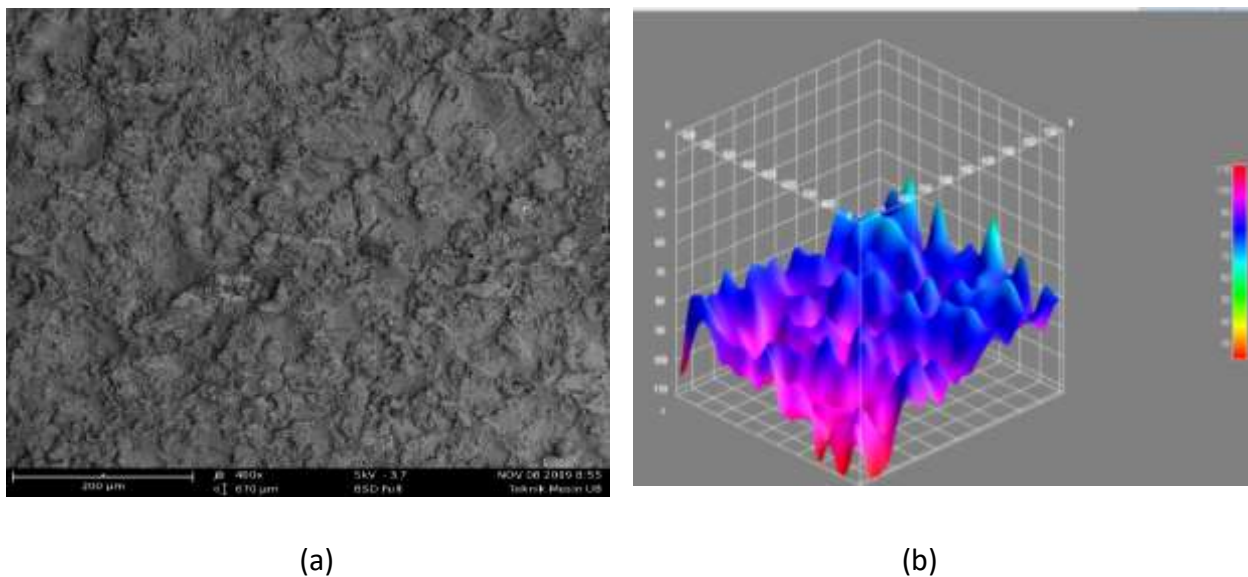


Figure 8 (a). SEM image on anodized Al 6061 using H_2SO_4 solution with immersion time for 20 minutes and voltage of 25 V. (b). 3D Simulation of SEM image result using Software Image

According to SEM image (Figure 8 (a)) showed that the coating density of anodized Al 6061 using H_2SO_4 solution with immersion time for 20 minutes with voltage of 25 V had lower density. The thickness could be obtained using 3D software Image with the value of 110 (the altitude) in the z-axis (Figure 8 (b)). This caused the wear rate results on anodized Al 6061 using H_2SO_4 solution with immersion time for 20 minutes with a voltage of 25 V was higher. In sulfuric acid, metals are more reactive and easily corroded [7]. Likewise, the non-ferrous alloys are reactive in nitric acid [8].

4. CONCLUSION

Wear rate of anodizing result on immersion time for 20 at voltage of 20 V with 100% H₂SO₄ produced a wear rate of 0.000040809 g/m was lower compared with wear rate of base metal which was 0.000577155 g/m. It could be concluded that the longer the anodizing time, decreased the wear rate, thus the wear resistance increased 14 times higher than the base metal.

The higher anodizing voltage, the higher wear resistance (14 times higher).

The thicker the coatings produced, the lower wear rate (14 times lower).

REFERENCES

- [1] Tsamroh DI, Andoko, P. Puspitasari, AA Permanasari, PE Setyawan. Optimization of multistage artificial aging parameters on Al-Cu alloy mechanical properties, *Journal of Achievements in Materials and Manufacturing Engineering*, 87 (2018).
- [2] P. H. Setyarini, F. Gapsari, Purnomo. Study of Predicting Corrosion on AA 6063-T5- Using EIS Method in Defferent Corrosion Media, *International Journal of Mechanical Engineering and Technology*, 9 (2018), Issue 6, 507–514.
- [3] Ryan LB. The Effect of Anodizing to Minimize Friction and Wear of Aluminum Surfaces, Rensselaer Polytechnic Institute MANE - 6960 Friction and Wear of Materials, 2009.
- [4] Indra Andrea Lasmana Wahono Maftuchin Romlie. The Effect of Electrolytes on the color variation and violence attachment results Anodizing Process. *Journal of Mechanical Engineering*, 25 (2017), Issue 1, 24-31
- [5] AA Arisudana Wisnu Kusuma Ketut, Wayan Karyasa, and I Nyoman Suardana. Metal Aluminum Anodizing Potential With Different Variations. *the e-Journal of Chemistry Visvitalis, Ganesha Education University*, 2 (2014),.138-145
- [6] F. Gapsari, P.H. Setyarini, and E.F. Fajrin. The Effect of Electrophoretic Deposition Current to Tinsplate Coating with Chitosan. *International Journal of Integrated Engineering*, 11 (2019), 5, 23-28 .
- [7] F. Gapsari, H. Wijaya, A. Andoko, and A. Suprpto. The Performance of Bee Wax Propolis Inhibitor on the Ductile Cast Iron (DCI) in Saline and Acidic Environment. *International Review on Modelling and Simulation*, 12, No 3 (2019) , 163-167
- [8] F. Gapsari ,Andoko, H. Wijaya, Corrosion Behavior of Brass in Nitric Acid. *Metalurgija* 57 (2018) 4, 333-336.

Note: The responsible translator for the English language is Pungky Eka Setyawan, Indonesia